

COB Cannon LP200X

Light Efficiency:

36 Lumen/Watt

Dominant Wavelength:

567nm

Output:

1269lm

Power:

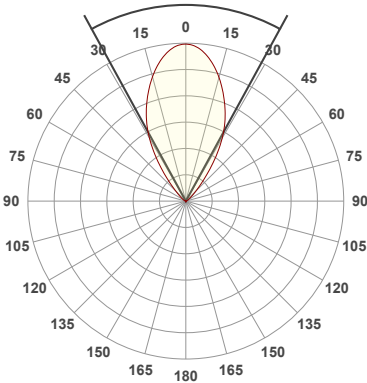
35.1W

Peak:

1387cd

Beam Angle

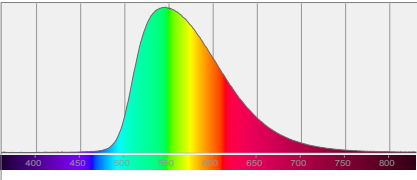
57.3°



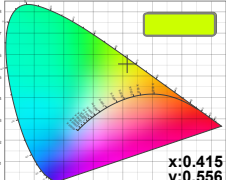
Product Name:
COB Cannon LP200X

Test:
Lime
Date:
01/28/2025
Note:

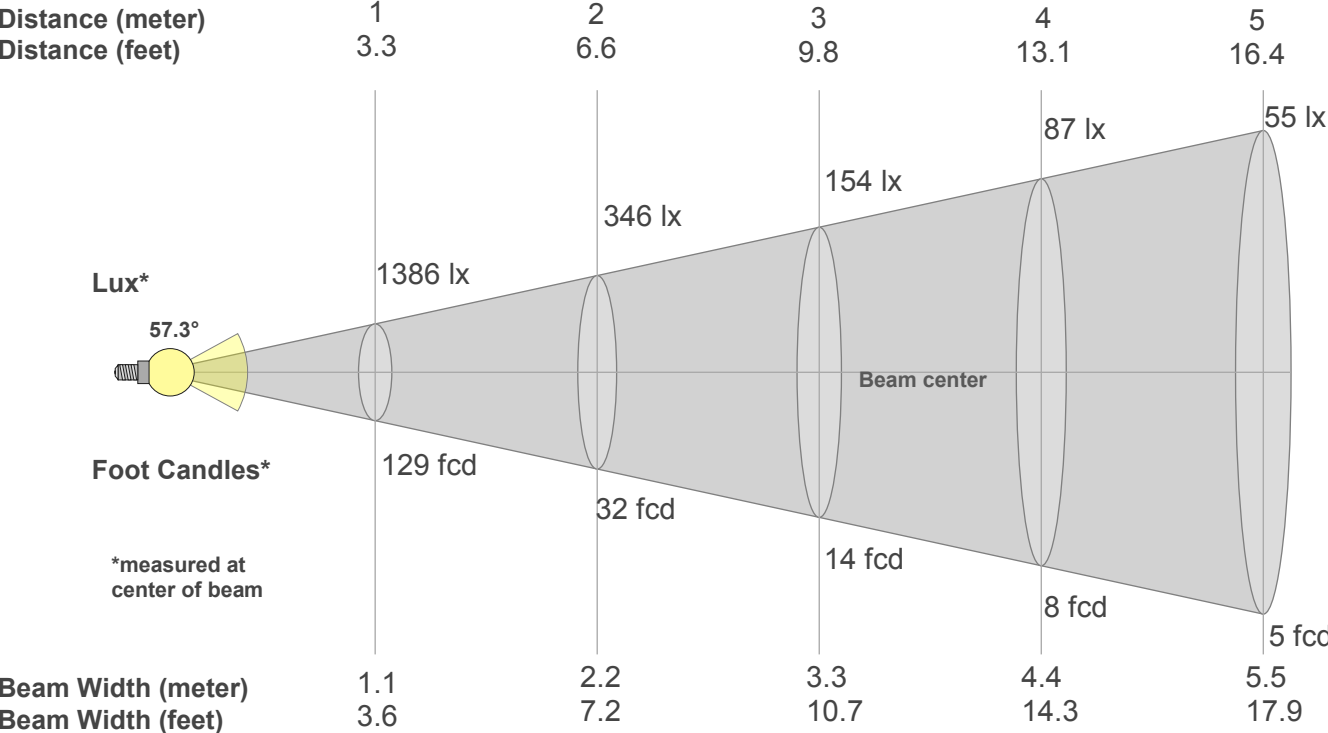
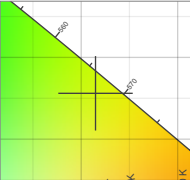
Spectral Distribution



Color Coordinates



Zoom Color Point



Beam Angle 50%	Field Angle 10%	Cutoff Angle 2,5%	Intensity Ratio in 120° Cone	Intensity Ratio in 90° Cone
57.3°	88.7°	114.2°	97.0%	90.8%

Beam Intensities from 1-20m

m	1	2	3	4	5	6	7	8	9	10	11	12	13	14	15	16	17	18	19	20
ft	3.3	6.6	9.8	13.1	16.4	19.7	23	26.2	29.5	32.8	36.1	39.4	42.7	45.9	49.2	52.5	55.8	59.1	62.3	65.6
lx	1386	346	154	87	55	38	28	22	17	14	11	10	8	7	6	5	5	4	4	3
fcd	128.8	32.2	14.3	8	5.2	3.6	2.6	2	1.6	1.3	1.1	0.9	0.8	0.7	0.6	0.5	0.4	0.4	0.4	0.3